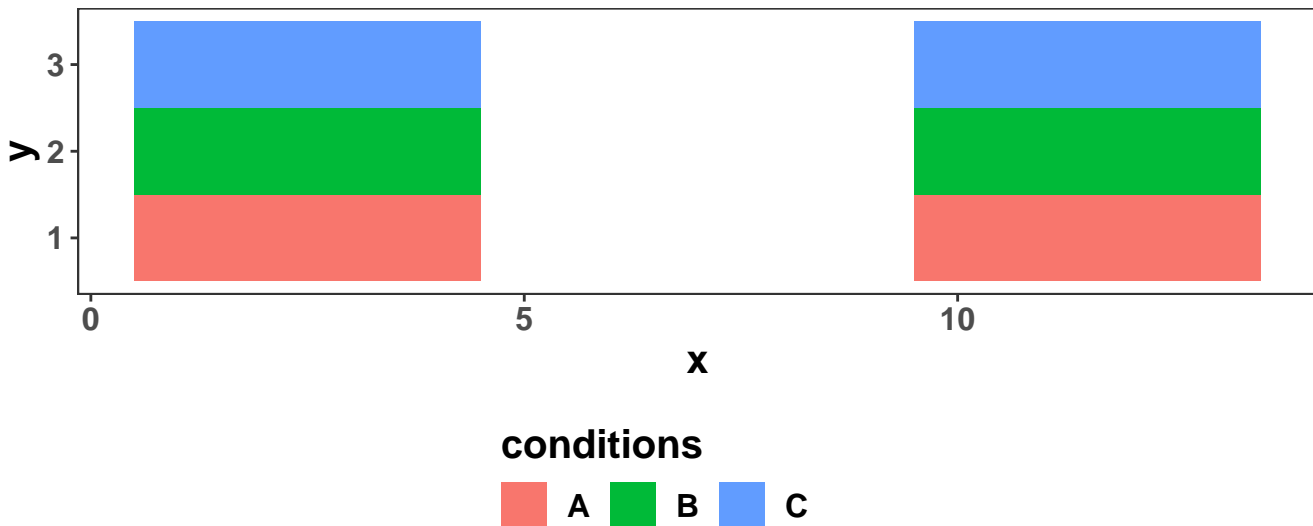


PLS for file:

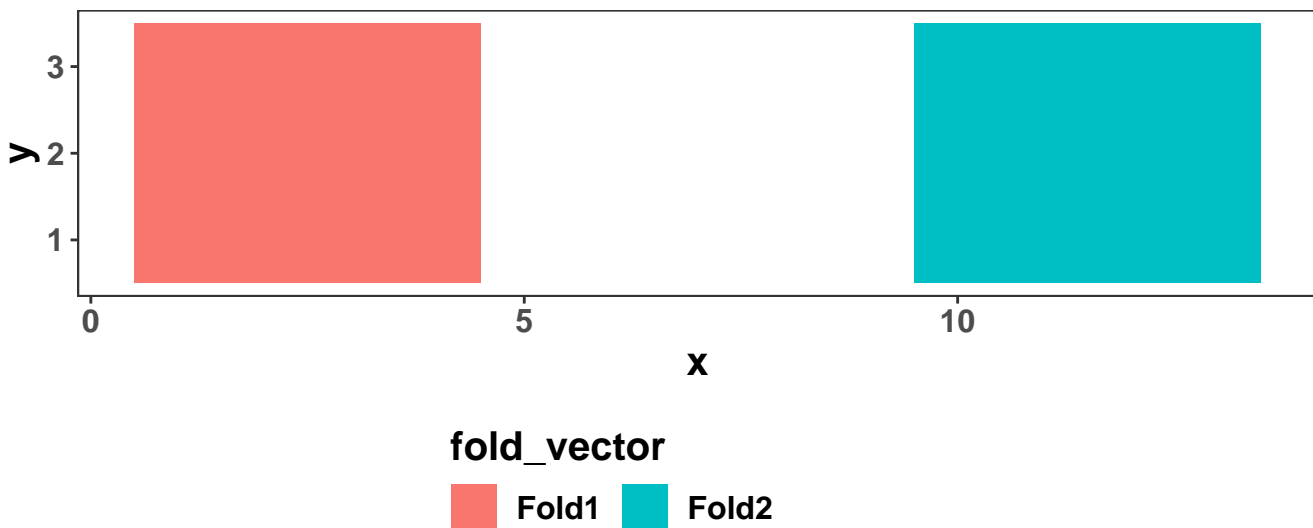
testfile_squares.rdata

properties	values
Number of m/z features	2718
Range of m/z values	900 – 999.98
Number of pixels	24
Range of x coordinates	1 – 13
Range of y coordinates	1 – 3
Range of intensities	0 – 168
Number of NA intensities	0
Number of Inf intensities	0
Number of duplicated coordinates	0

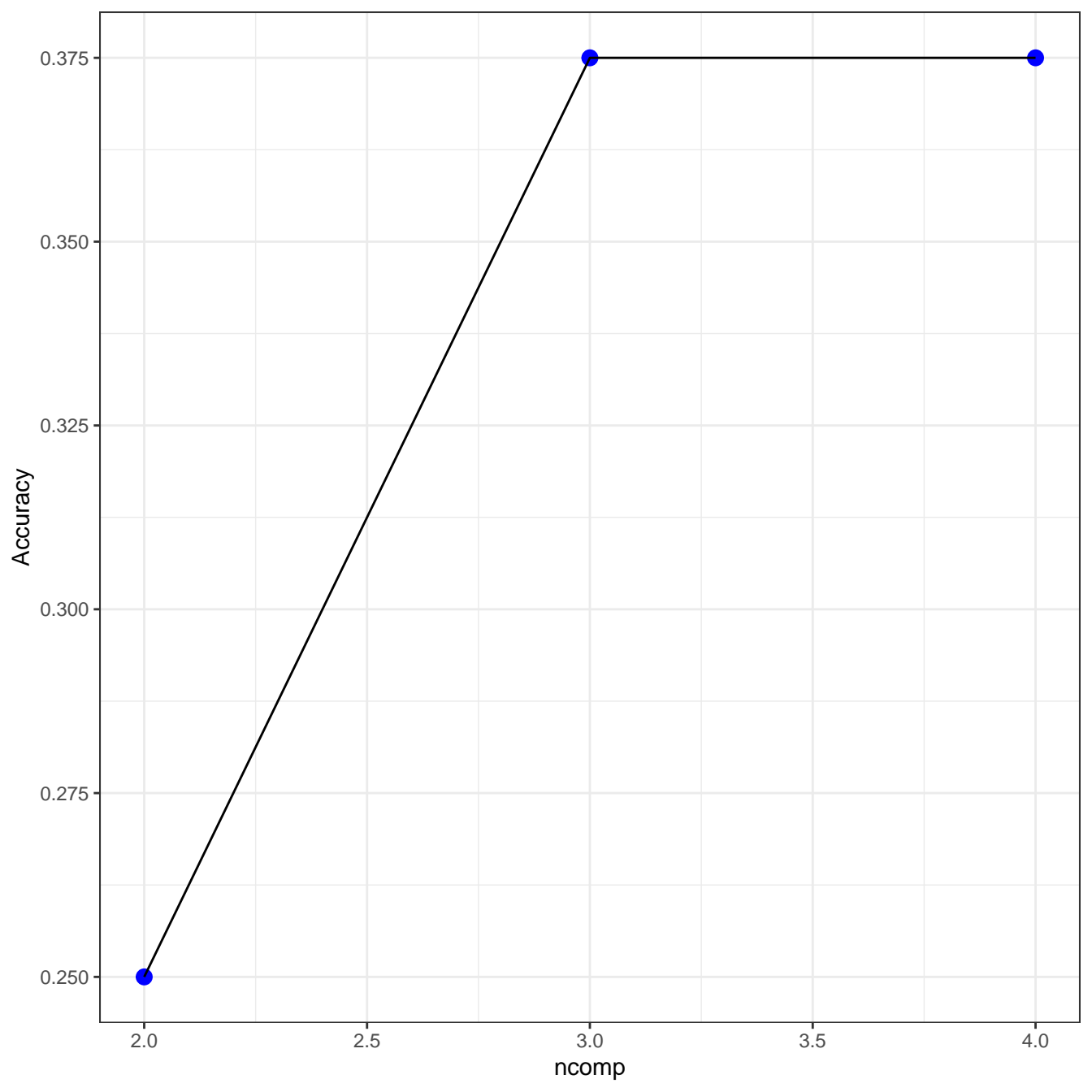
Distribution of the conditions



Distribution of the fold variable



ncomp	Accuracy	Sensitivity	Specificity
2	0.25	0.38	0.56
3	0.38	0.62	0.5
4	0.38	0.25	0.75



Summary for the different components

folders	ncomp	accuracy	sensitivity	specificity
folders	ncomp1	accuracy	sensitivity	specificity
Fold1	1	0.25	0.5	0.38
Fold2	1	0.25	0.25	0.75
folders	ncomp2	accuracy	sensitivity	specificity
Fold1	2	0.33	1	0.12
Fold2	2	0.42	0.25	0.88
folders	ncomp3	accuracy	sensitivity	specificity
Fold1	3	0.33	0.5	0.5
Fold2	3	0.42	0	1