

Report

	contig1	contig2
# contigs (>= 0 bp)	3	1
# contigs (>= 1000 bp)	3	1
Total length (>= 0 bp)	6710	6650
Total length (>= 1000 bp)	6710	6650
# contigs	3	1
Largest contig	3980	6650
Total length	6710	6650
Reference length	6650	6650
GC (%)	51.28	52.00
Reference GC (%)	52.00	52.00
N50	3980	6650
NG50	3980	6650
N75	1610	6650
NG75	1610	6650
L50	1	1
LG50	1	1
L75	2	1
LG75	2	1
# misassemblies	0	0
# misassembled contigs	0	0
Misassembled contigs length	0	0
# local misassemblies	0	0
# scaffold gap ext. mis.	0	0
# scaffold gap loc. mis.	0	0
# unaligned mis. contigs	0	0
# unaligned contigs	0 + 1 part	0 + 0 part
Unaligned length	1950	0
Genome fraction (%)	71.579	100.000
Duplication ratio	1.000	1.000
# N's per 100 kbp	0.00	0.00
# mismatches per 100 kbp	0.00	0.00
# indels per 100 kbp	0.00	0.00
# genomic features	7 + 7 part	13 + 1 part
Largest alignment	2030	6650
Total aligned length	4760	6650
NA50	1610	6650
NGA50	1610	6650
NA75	-	6650
NGA75	-	6650
LA50	2	1
LGA50	2	1
LA75	-	1
LGA75	-	1
K-mer-based compl. (%)	68.09	100.00
K-mer-based cor. length (%)	100.00	100.00
K-mer-based mis. length (%)	0.00	0.00
# k-mer-based misjoins	0	0

All statistics are based on contigs of size >= 500 bp, unless otherwise noted (e.g., "# contigs (>= 0 bp)" and "Total length (>= 0 bp)" include all contigs).

Kmers report

	contig1	contig2
K-mer-based compl. (%)	68.09	100.00
K-mer-based cor. length (%)	100.00	100.00
K-mer-based mis. length (%)	0.00	0.00
K-mer-based undef. length (%)	0.00	0.00
# k-mer-based misjoins	0	0
# k-mer-based translocations	0	0
# k-mer-based 100kbp relocations	0	0

All statistics are based on contigs of size ≥ 500 bp, unless otherwise noted (e.g., "# contigs (≥ 0 bp)" and "Total length (≥ 0 bp)" include all contigs).

Misassemblies report

	contig1	contig2
# misassemblies	0	0
# contig misassemblies	0	0
# c. relocations	0	0
# c. translocations	0	0
# c. inversions	0	0
# scaffold misassemblies	0	0
# s. relocations	0	0
# s. translocations	0	0
# s. inversions	0	0
# misassembled contigs	0	0
Misassembled contigs length	0	0
# local misassemblies	0	0
# scaffold gap ext. mis.	0	0
# scaffold gap loc. mis.	0	0
# unaligned mis. contigs	0	0
# mismatches	0	0
# indels	0	0
# indels (<= 5 bp)	0	0
# indels (> 5 bp)	0	0
Indels length	0	0

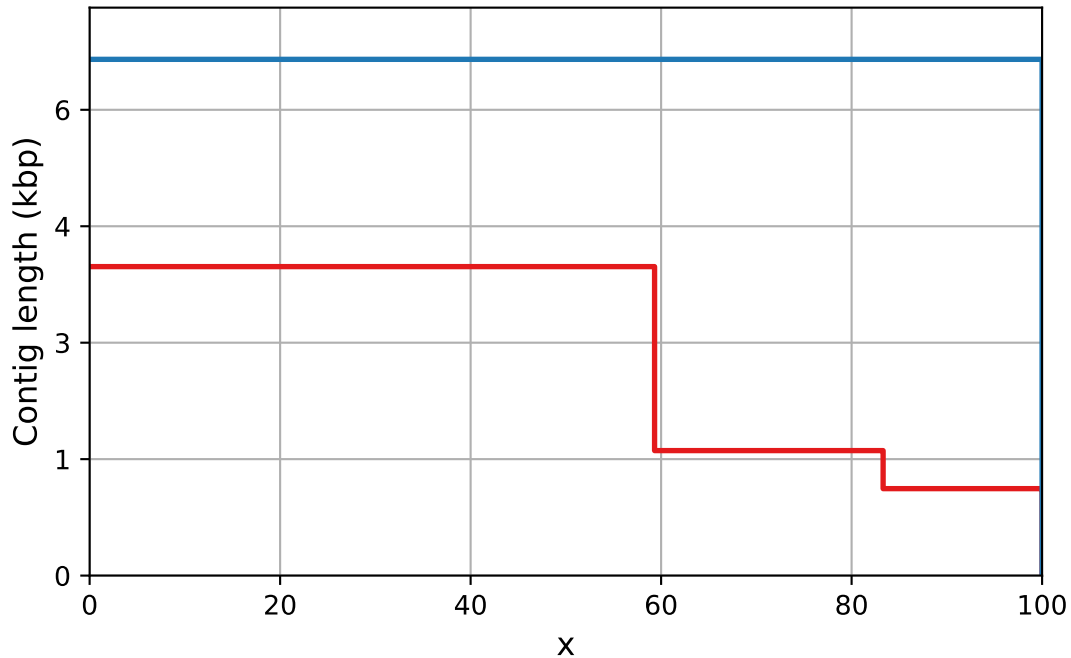
All statistics are based on contigs of size ≥ 500 bp, unless otherwise noted (e.g., "# contigs (≥ 0 bp)" and "Total length (≥ 0 bp)" include all contigs).

Unaligned report

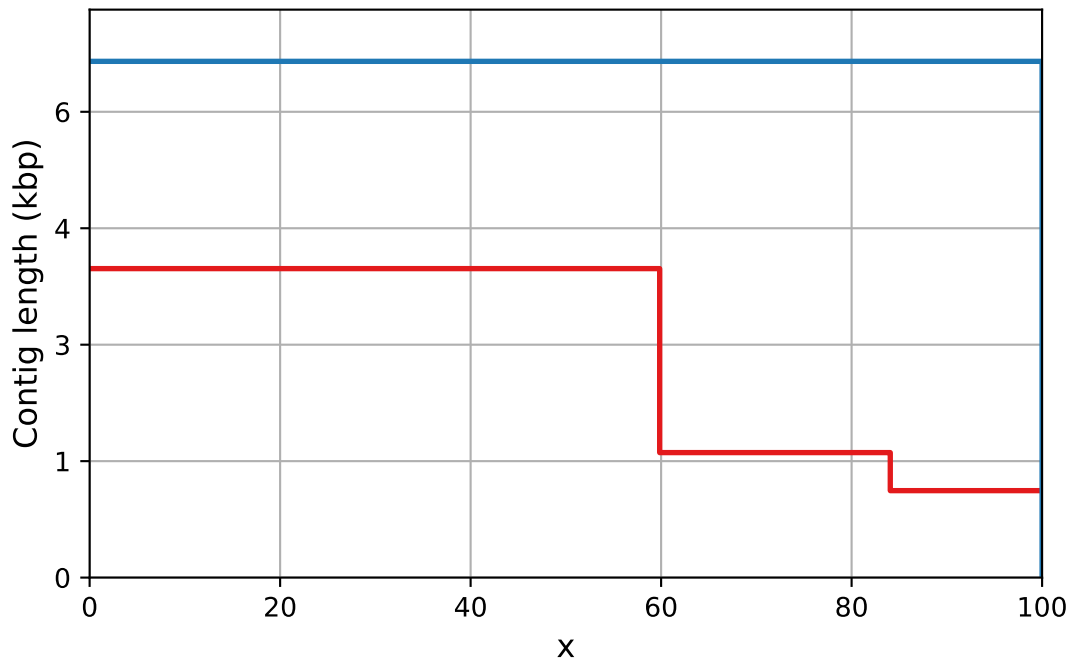
	contig1	contig2
# fully unaligned contigs	0	0
Fully unaligned length	0	0
# partially unaligned contigs	1	0
Partially unaligned length	1950	0
# N's	0	0

All statistics are based on contigs of size ≥ 500 bp, unless otherwise noted (e.g., "# contigs (≥ 0 bp)" and "Total length (≥ 0 bp)" include all contigs).

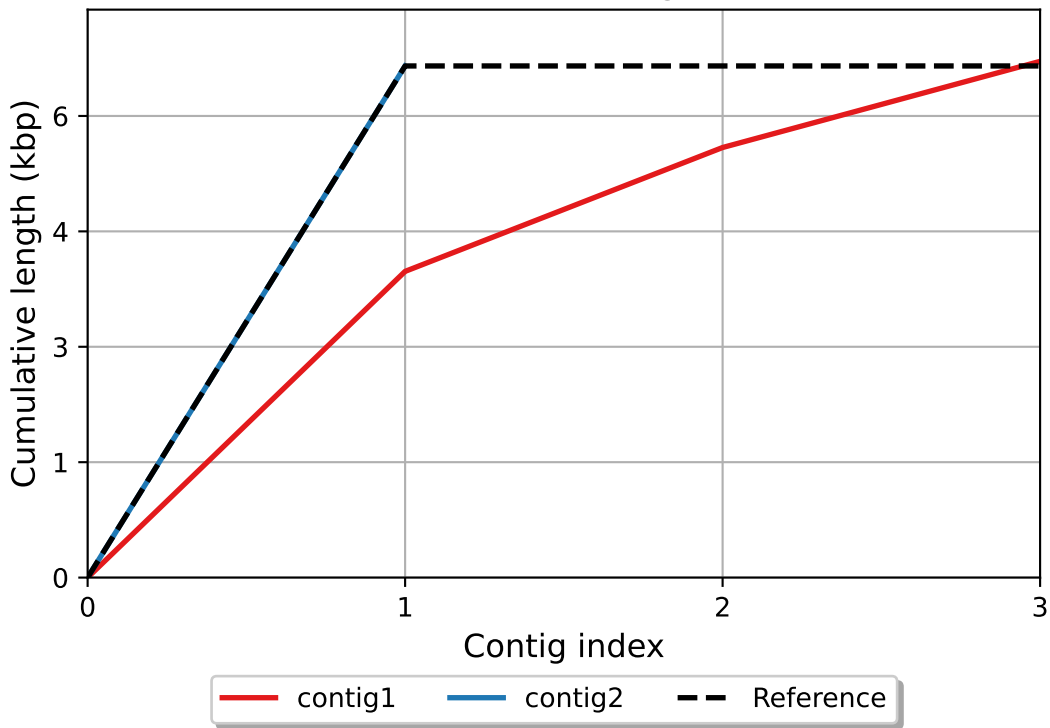
Nx



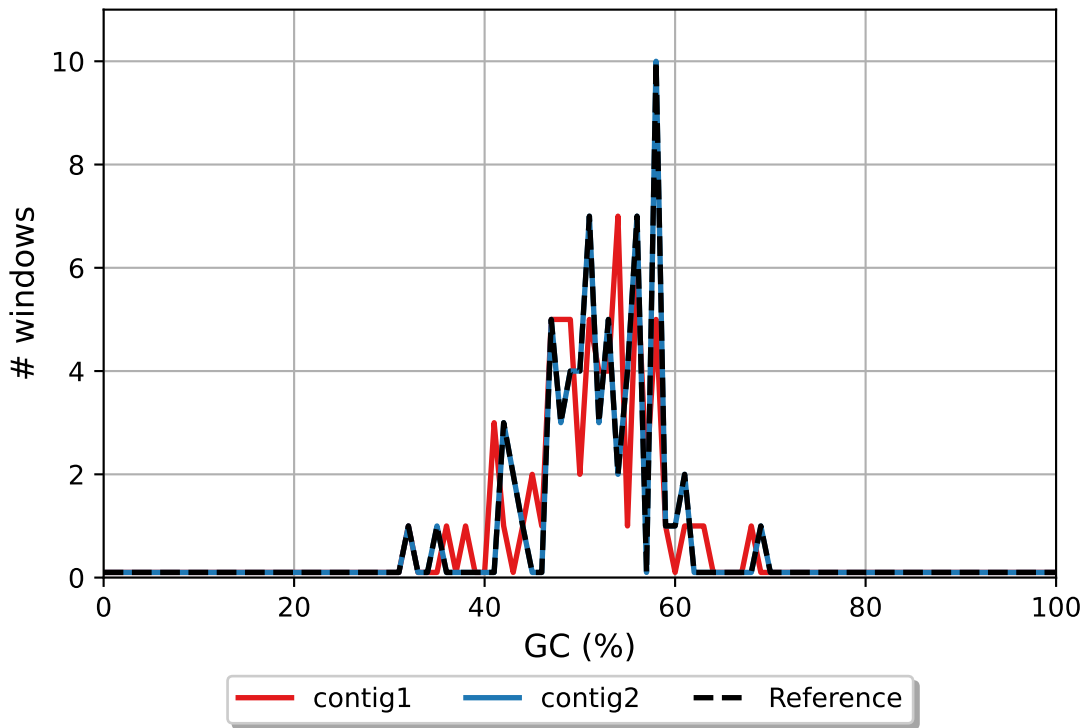
NGx



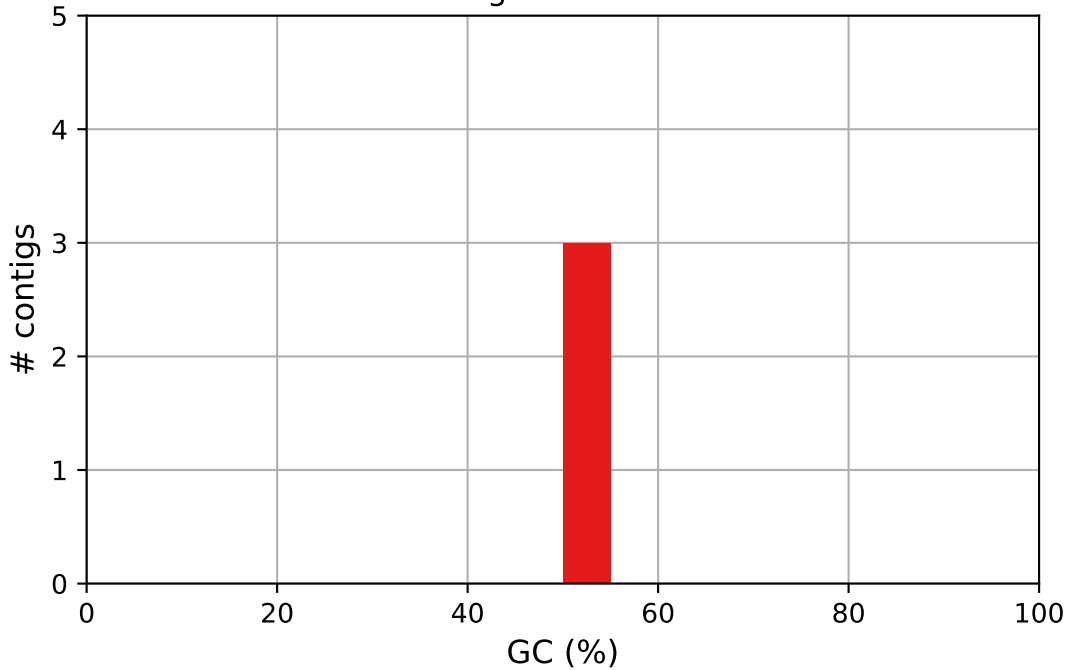
Cumulative length



GC content

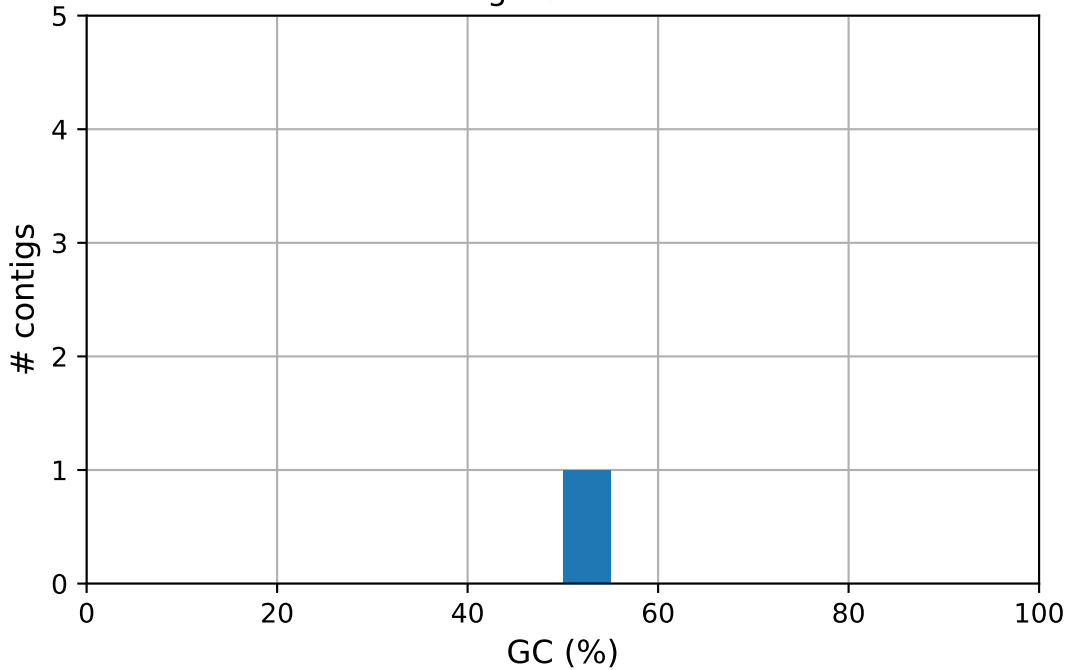


contig1 GC content



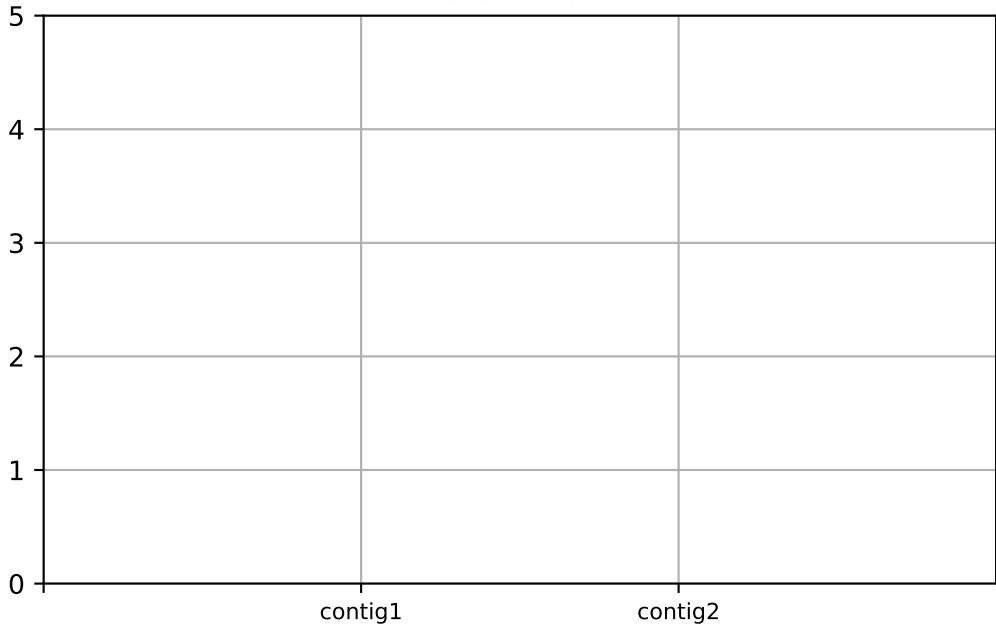
contig1

contig2 GC content




contig2

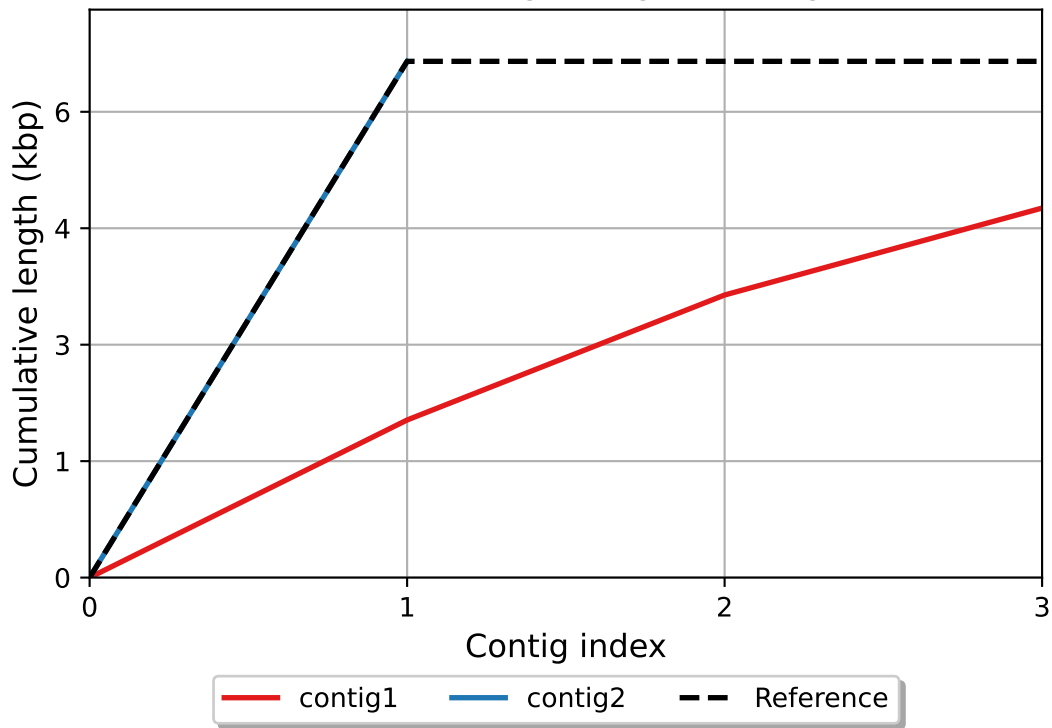
Misassemblies



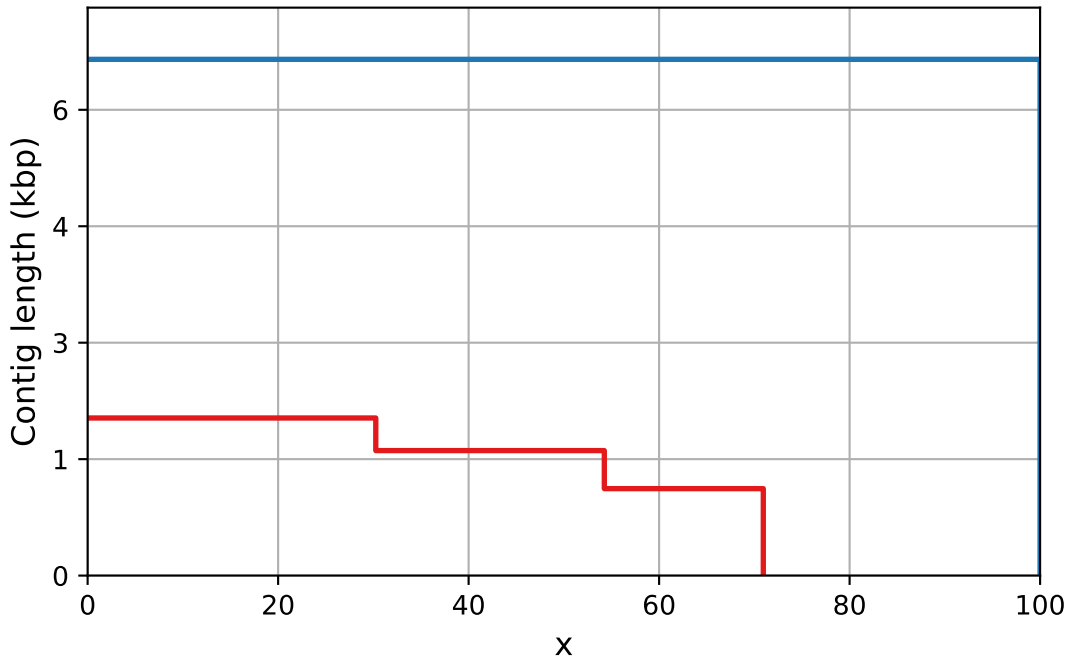
FRCurve (misassemblies)



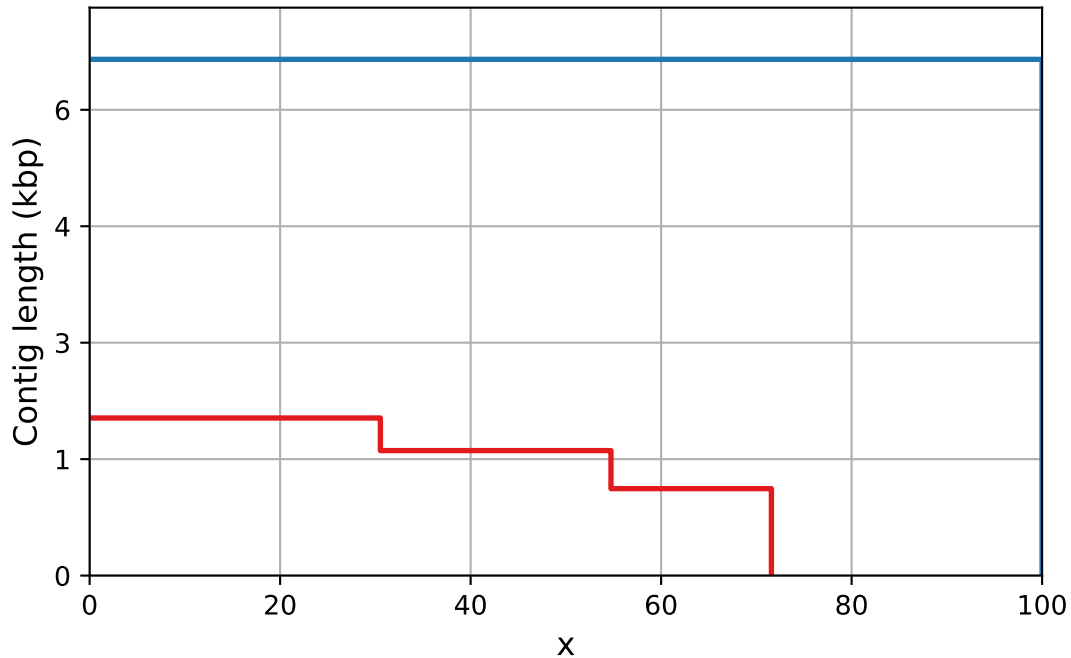
Cumulative length (aligned contigs)



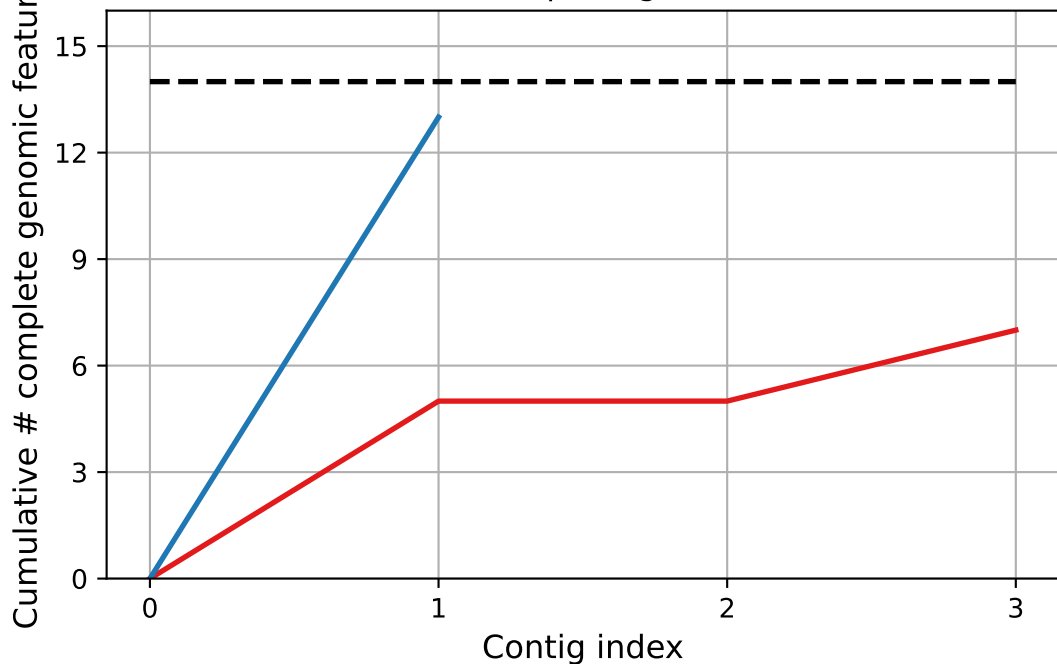
NAx



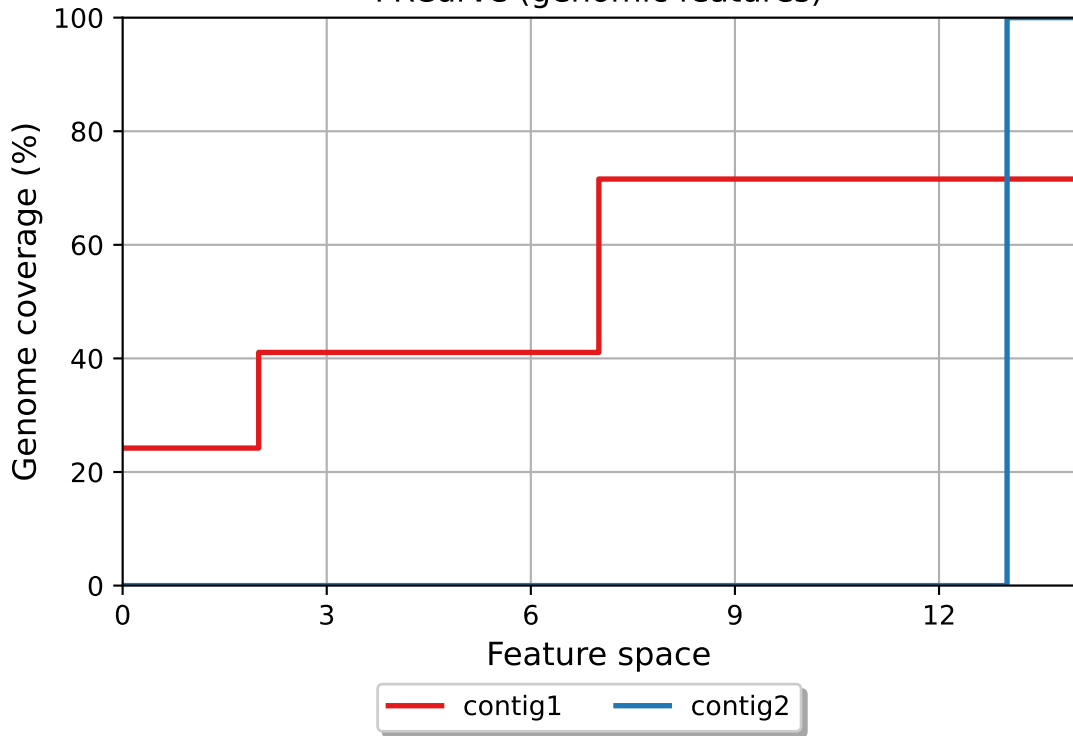
NGAx



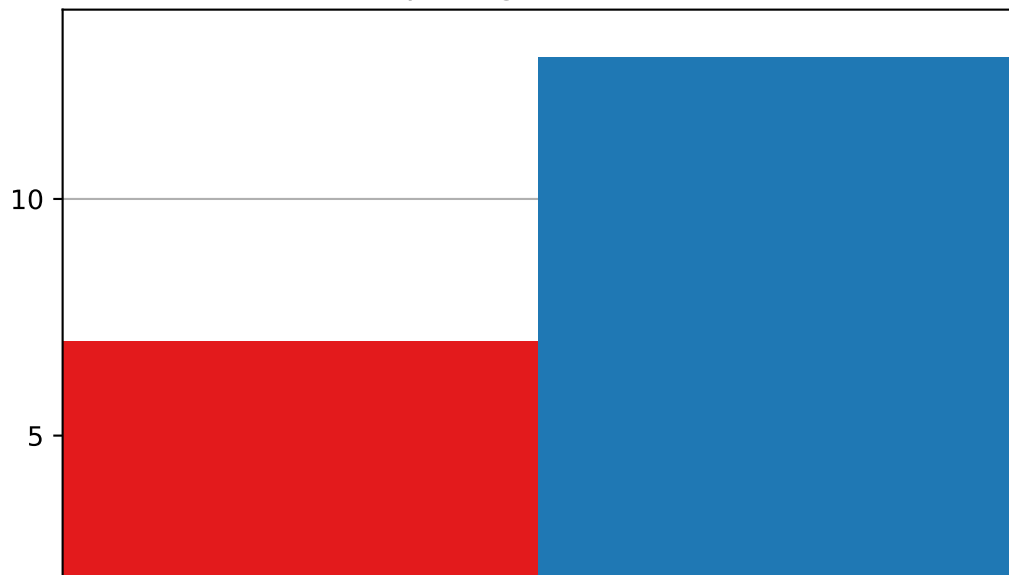
Cumulative # complete genomic features



FRCurve (genomic features)



complete genomic features

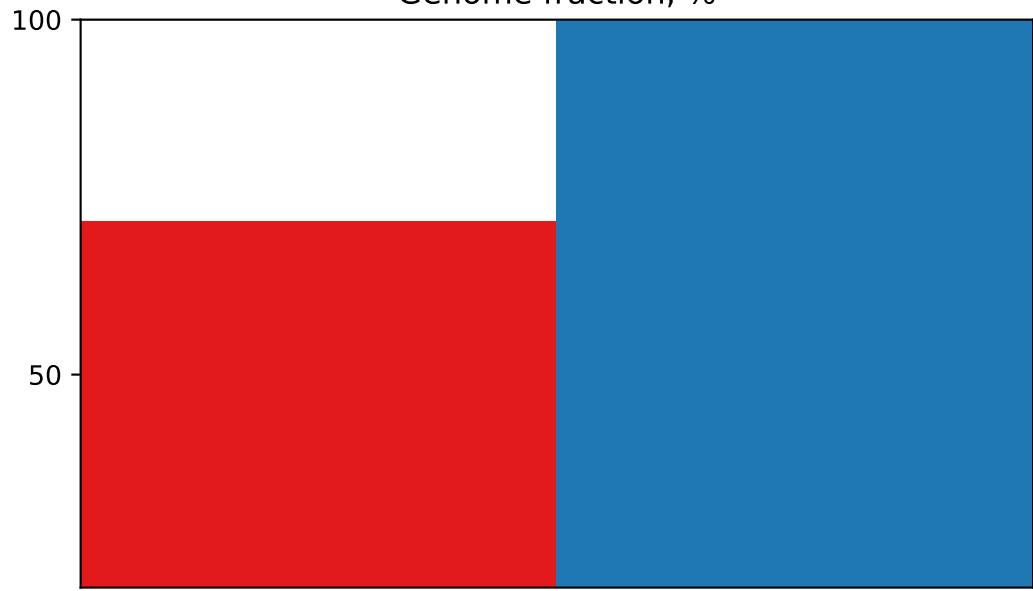


contig1



contig2

Genome fraction, %



contig1 contig2